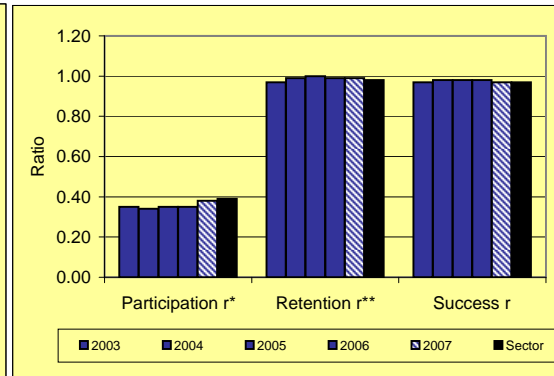
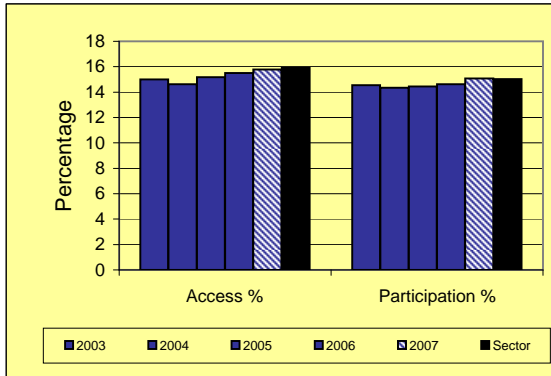


**NSW - Equity Performance Indicators 2003 to 2007**

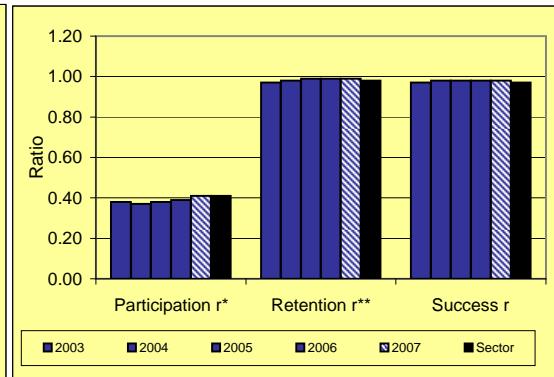
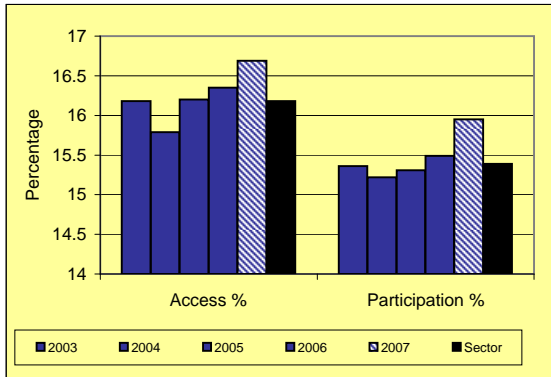
**Low SES (all ages)**



Year	2003	2004	2005	2006	2007	NAT 07
Access %	14.99	14.62	15.17	15.51	15.79	15.92
Participation %	14.54	14.35	14.44	14.63	15.08	15.02
Participation r*	0.35	0.34	0.35	0.35	0.38	0.39
Retention r**	0.97	0.99	1.00	0.99	0.99	0.98
<b>NAT 07</b>						
Success r	0.97	0.98	0.98	0.98	0.97	0.97

% = rate  
r = ratio  
\*Reference value revised. For detail see glossary  
\*\*Retention is the number of domestic students who re-enrol at an institution in a given year proportion of students who were enrolled in the previous year less those who completed t

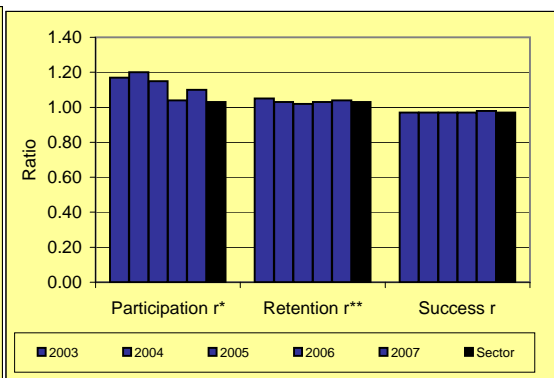
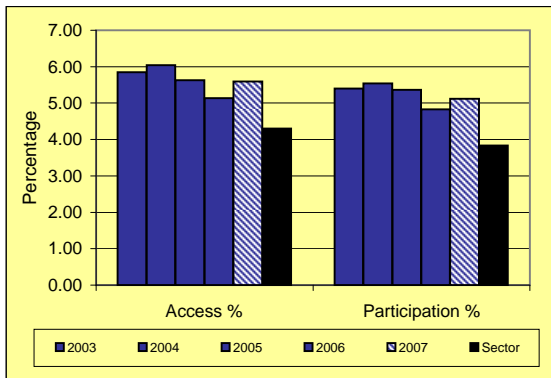
**Low SES (under 25)**



Year	2003	2004	2005	2006	2007	NAT 07
Access %	16.18	15.79	16.20	16.35	16.69	16.18
Participation %	15.36	15.22	15.31	15.49	15.95	15.39
Participation r*	0.38	0.37	0.38	0.39	0.41	0.41
Retention r**	0.97	0.98	0.99	0.99	0.99	0.98
<b>NAT 07</b>						
Success r	0.97	0.98	0.98	0.98	0.98	0.97

% = rate  
r = ratio  
\*Reference value revised. For detail see glossary  
\*\*Retention is the number of domestic students who re-enrol at an institution in a given year proportion of students who were enrolled in the previous year less those who completed t

**Non-English Speaking Background**



Year	2003	2004	2005	2006	2007	NAT 07
Access %	5.85	6.04	5.63	5.14	5.59	4.30
Participation %	5.40	5.54	5.36	4.83	5.12	3.83
Participation r*	1.17	1.20	1.15	1.04	1.10	1.03
Retention r**	1.05	1.03	1.02	1.03	1.04	1.03
<b>NAT 07</b>						
Success r	0.97	0.97	0.97	0.97	0.98	0.97

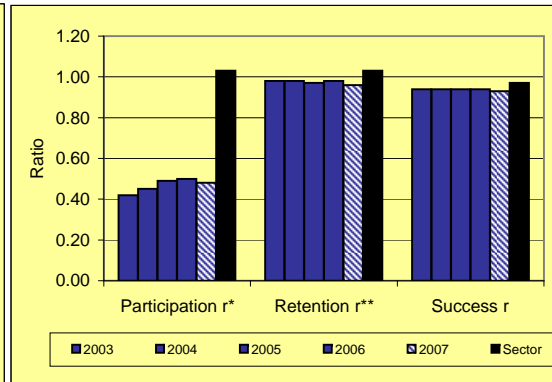
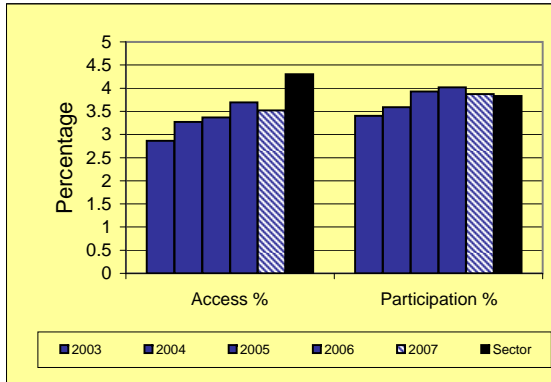
% = rate  
r = ratio  
\*Reference value revised. For detail see glossary  
\*\*Retention is the number of domestic students who re-enrol at an institution in a given year proportion of students who were enrolled in the previous year less those who completed t

Equity performance indicators have been calculated, using the following parameters:

- (a) domestic student enrolments, excluding students whose permanent home address is overseas
- (b) 'full year' data, that is, students enrolled either from 1 September of the previous year to 31 August of the current year (2003-2004), or for the calendar year 1 January - 31 December (2004-2005)

**Equity Performance Indicators 2003 to 2007**

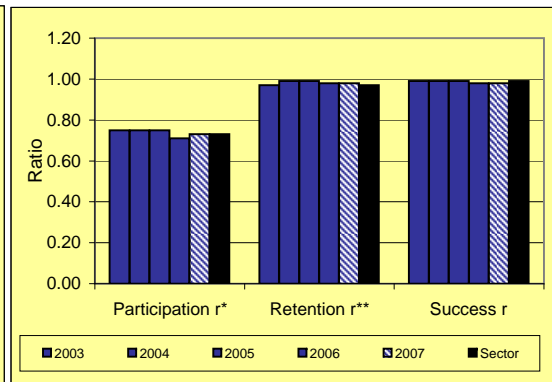
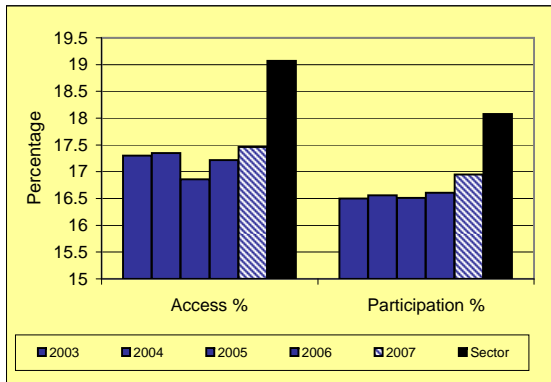
**Disability**



Year	2003	2004	2005	2006	2007	NAT 07
Access %	2.86	3.27	3.37	3.69	3.52	4.30
Participation %	3.40	3.59	3.93	4.02	3.87	3.83
Participation r*	0.42	0.45	0.49	0.50	0.48	1.03
Retention r**	0.98	0.98	0.97	0.98	0.96	1.03
<b>NAT 07</b>						
Success r	0.94	0.94	0.94	0.94	0.93	0.97

% = rate  
r = ratio  
\*Reference value revised. For detail see glossary  
\*\*Retention is the number of domestic students who re-enrol at an institution in a given year less those who were enrolled in the previous year

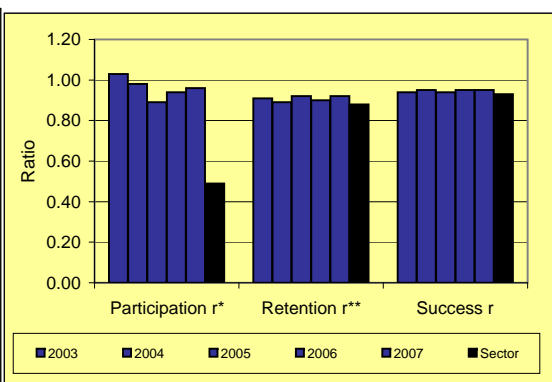
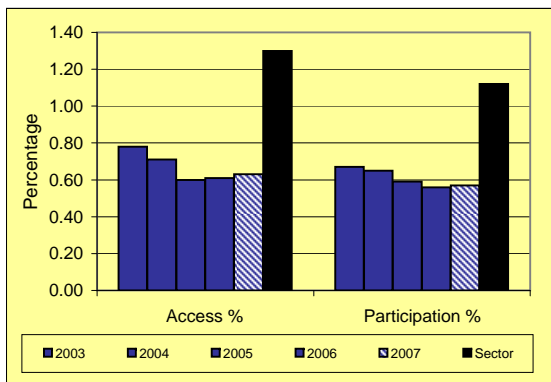
**Regional**



Year	2003	2004	2005	2006	2007	NAT 07
Access %	17.30	17.35	16.86	17.22	17.46	19.07
Participation %	16.50	16.56	16.51	16.61	16.95	18.08
Participation r*	0.75	0.75	0.75	0.71	0.73	0.73
Retention r**	0.97	0.99	0.99	0.98	0.98	0.97
<b>NAT 07</b>						
Success r	0.99	0.99	0.99	0.98	0.98	0.99

% = rate  
r = ratio  
\*Reference value revised. For detail see glossary  
\*\*Retention is the number of domestic students who re-enrol at an institution in a given year less those who were enrolled in the previous year

**Remote**



Year	2003	2004	2005	2006	2007	NAT 07
Access %	0.78	0.71	0.60	0.61	0.63	1.30
Participation %	0.67	0.65	0.59	0.56	0.57	1.12
Participation r*	1.03	0.98	0.89	0.94	0.96	0.49
Retention r**	0.91	0.89	0.92	0.90	0.92	0.88
<b>NAT 07</b>						
Success r	0.94	0.95	0.94	0.95	0.95	0.93

% = rate  
r = ratio  
\*Reference value revised. For detail see glossary  
\*\*Retention is the number of domestic students who re-enrol at an institution in a given year less those who were enrolled in the previous year

Equity performance indicators have been calculated, using the following parameters:

- (a) domestic student enrolments, excluding students whose permanent home address is overseas
- (b) 'full year' data, that is, students enrolled either from 1 September of the previous year to 31 August of the current year (2003-2004), or for the calendar year 1 January - 31 December